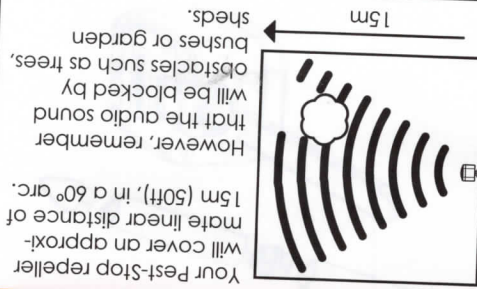


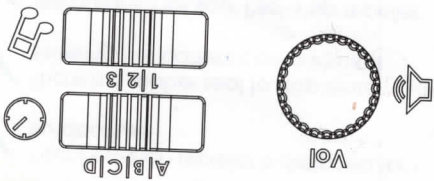
AREA COVERAGE



- AUDIO (SOUND)**
- 1 Hawk (Predator)
 - 2 Gull (Distressed)
 - 3 Starling (Distressed)

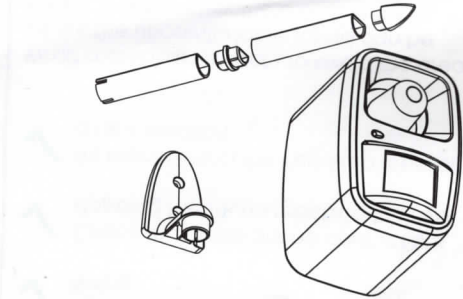
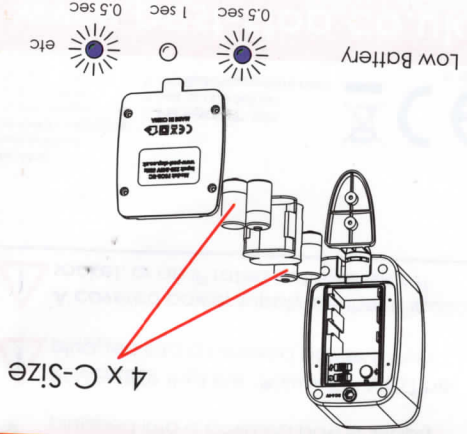
	On	Off
C	5 sec 5 min etc	5 sec 5 min etc
D	5 sec 10 min etc	5 sec 10 min etc

- TIMINGS**
- A Off
 - B PIR Motion



SETTINGS

BATTERIES



Contents...

PSOR-SB

PEST-STOP
outdoor
sonic 1180
pest repeller





i A covered power supply is either a indoor socket, or an IP rated outdoor socket

i REMEMBER that the 'Power Kit' MUST be plugged into a covered power supply

✓ The 'Power Kit' powers the repeller when plugged into a covered power supply

also available.
However, an optional 'Power Kit' (PS-UPK) is available in any location without an electrical source. Your Pest-Stop repeller is designed to work with batteries. This means that it can be positioned in any location without an electrical source.

OPTIONAL POWER KIT

Whilst most birds will learn to avoid the area where the uncomfortable sound can be heard, unfortunately there is always the possibility that individual birds won't be affected by the sounds.

✓ Try repositioning the Pest-Stop repeller in a new location

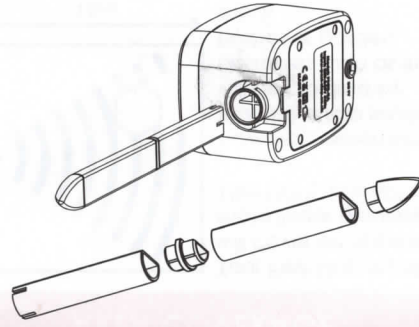
✓ Check that there are no obstructions stopping the sound reaching the bird

✓ Try changing the timing setting to another

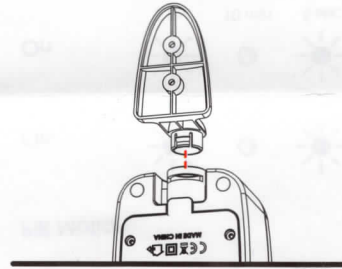
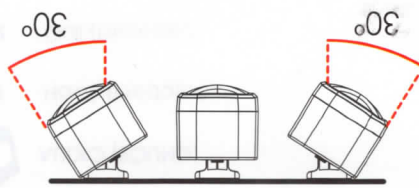
✓ Try changing the distressed bird setting to another

consider...
Your Pest-Stop repeller should start to achieve results within 2-4 weeks of continuous use. If you are not experiencing the desired effects,

RESULTS - FAQs



GROUND MOUNTING



WALL MOUNTING

- ✓** Your Pest-Stop repeller is designed for outdoor use
- ✓** There is a rubber seal to stop water entering the battery compartment
- ✓** This means that your Pest-Stop repeller can be used outdoors
- ✓** However, to maximise life, we recommend installing in a sheltered location
- ✓** The optional power kit MUST only be plugged into a covered power socket

OUTDOOR USE